

HISTÓRICO DE RENTABILIDADE

2005	JAN	FEV	MAR	ABR	MAI	JUN	JUL	AGO	SET	OUT	NOV	DEZ	Acumulado
Rent. Bruta						1,58%	1,51%	1,62%	1,51%	1,40%	1,42%	1,49%	11,03%
Rent. Líquida						1,58%	1,51%	1,62%	1,51%	1,40%	1,42%	1,49%	11,03%
CDI						1,59%	1,51%	1,65%	1,50%	1,40%	1,38%	1,47%	10,98%
Índice Ref.						1,21%	0,38%	0,56%	0,49%	0,61%	1,05%	1,05%	5,42%
2006	JAN	FEV	MAR	ABR	MAI	JUN	JUL	AGO	SET	OUT	NOV	DEZ	Acumulado
Rent. Bruta	1,44%	1,15%	1,39%	1,06%	1,25%	1,17%	1,14%	1,22%	1,03%	1,07%	0,99%	0,96%	14,79%
Rent. Líquida	1,44%	1,15%	1,39%	1,06%	1,25%	1,17%	1,14%	1,22%	1,03%	1,07%	0,99%	0,96%	14,79%
CDI	1,43%	1,14%	1,42%	1,08%	1,28%	1,18%	1,17%	1,25%	1,05%	1,09%	1,02%	0,98%	15,03%
Índice Ref.	0,91%	0,80%	0,76%	0,69%	0,63%	0,62%	0,42%	0,64%	0,44%	0,65%	0,90%	0,89%	8,67%
2007	JAN	FEV	MAR	ABR	MAI	JUN	JUL	AGO	SET	OUT	NOV	DEZ	Acumulado
Rent. Bruta	1,05%	0,84%	1,02%	0,91%	1,02%	0,87%	0,94%	1,07%	0,83%	0,93%	0,79%	0,74%	11,58%
Rent. Líquida	1,05%	0,84%	1,02%	0,91%	1,02%	0,87%	0,94%	1,07%	0,83%	0,93%	0,79%	0,74%	11,58%
CDI	1,08%	0,87%	1,05%	0,94%	1,02%	0,90%	0,97%	0,99%	0,80%	0,92%	0,84%	0,84%	11,82%
Índice Ref.	1,11%	0,98%	0,91%	0,93%	0,75%	0,75%	0,81%	0,81%	1,08%	0,74%	0,79%	0,92%	11,05%
2008	JAN	FEV	MAR	ABR	MAI	JUN	JUL	AGO	SET	OUT	NOV	DEZ	Acumulado
Rent. Bruta	0,86%	0,94%	0,87%	0,97%	0,90%	0,87%	0,15%	0,55%	-0,15%	-0,69%	0,58%	1,34%	7,41%
Rent. Líquida	0,86%	0,94%	0,87%	0,97%	0,90%	0,87%	0,15%	0,55%	-0,15%	-0,69%	0,58%	1,34%	7,41%
CDI	0,92%	0,80%	0,84%	0,90%	0,87%	0,95%	1,06%	1,01%	1,10%	1,17%	1,00%	1,11%	12,37%
Índice Ref.	1,46%	1,18%	0,97%	1,00%	1,13%	1,45%	1,40%	1,07%	0,70%	0,64%	0,99%	0,87%	13,60%
2009	JAN	FEV	MAR	ABR	MAI	JUN	JUL	AGO	SET	OUT	NOV	DEZ	Acumulado
Rent. Bruta	1,59%	0,70%	1,25%	1,34%	1,25%	0,54%	1,04%	0,75%	0,84%	0,81%	0,73%	0,71%	12,16%
Rent. Líquida	1,59%	0,70%	1,25%	1,34%	1,25%	0,54%	1,04%	0,75%	0,84%	0,81%	0,73%	0,71%	12,16%
CDI	1,05%	0,85%	0,97%	0,84%	0,77%	0,76%	0,79%	0,69%	0,69%	0,69%	0,66%	0,72%	9,90%
Índice Ref.	0,78%	1,06%	0,82%	0,66%	1,02%	1,09%	0,96%	0,72%	0,57%	0,65%	0,70%	0,88%	10,36%
2010	JAN	FEV	MAR	ABR	MAI	JUN	JUL	AGO	SET	OUT	NOV	DEZ	Acumulado
Rent. Bruta	0,38%	0,77%	1,15%	0,30%	-0,00%	0,38%	1,58%	0,43%	1,34%	0,78%	0,39%	1,37%	9,23%
Rent. Líquida	0,38%	0,77%	1,15%	0,30%	-0,00%	0,38%	1,58%	0,43%	1,34%	0,78%	0,39%	1,37%	9,23%
CDI	0,66%	0,59%	0,76%	0,66%	0,75%	0,79%	0,86%	0,89%	0,84%	0,81%	0,81%	0,93%	9,74%
Índice Ref.	0,70%	1,30%	1,24%	1,18%	1,22%	0,92%	0,40%	0,44%	0,42%	1,01%	1,39%	1,57%	12,42%
2011	JAN	FEV	MAR	ABR	MAI	JUN	JUL	AGO	SET	OUT	NOV	DEZ	Acumulado
Rent. Bruta	0,55%	0,91%	0,84%	0,55%	0,69%	0,76%	0,15%	0,40%	0,49%	1,52%	0,59%	0,84%	8,60%
Rent. Líquida	0,55%	0,91%	0,84%	0,55%	0,69%	0,76%	0,15%	0,40%	0,49%	1,52%	0,59%	0,84%	8,60%
CDI	0,86%	0,84%	0,92%	0,84%	0,99%	0,95%	0,97%	1,07%	0,94%	0,88%	0,86%	0,91%	11,59%
Índice Ref.	1,09%	1,41%	1,03%	1,15%	1,21%	1,06%	0,71%	0,49%	0,91%	0,94%	0,81%	1,06%	12,49%
2012	JAN	FEV	MAR	ABR	MAI	JUN	JUL	AGO	SET	OUT	NOV	DEZ	Acumulado
Rent. Bruta	1,58%	1,28%	0,54%	0,30%	-0,61%	0,18%	1,19%	1,19%	1,12%	0,82%	0,68%	4,27%	13,19%
Rent. Líquida	1,57%	1,29%	0,52%	0,27%	-0,63%	0,16%	1,21%	1,19%	1,04%	0,89%	0,68%	4,31%	13,14%
CDI	0,89%	0,74%	0,81%	0,70%	0,73%	0,64%	0,68%	0,69%	0,54%	0,61%	0,54%	0,53%	8,41%
Índice Ref.	1,02%	0,95%	0,90%	0,64%	1,15%	0,94%	0,69%	0,88%	0,82%	1,06%	1,10%	0,93%	11,67%
2013	JAN	FEV	MAR	ABR	MAI	JUN	JUL	AGO	SET	OUT	NOV	DEZ	Acumulado
Rent. Bruta	0,09%	-0,19%	0,16%	0,53%	-1,12%	-2,10%	0,52%	-0,46%	1,26%	0,75%	-0,79%	0,65%	-0,75%
Rent. Líquida	0,07%	-0,21%	0,13%	0,60%	-1,18%	-2,12%	0,53%	-0,46%	1,25%	0,74%	-0,82%	0,63%	-0,90%
CDI	0,59%	0,48%	0,54%	0,60%	0,58%	0,59%	0,71%	0,69%	0,70%	0,80%	0,71%	0,78%	8,05%
Índice Ref.	1,17%	1,27%	0,91%	1,03%	1,00%	0,74%	0,73%	0,30%	0,57%	0,72%	1,00%	0,05%	9,90%
2014	JAN	FEV	MAR	ABR	MAI	JUN	JUL	AGO	SET	OUT	NOV	DEZ	Acumulado
Rent. Bruta	-1,11%	1,16%	1,05%	1,05%	1,11%	0,90%	0,66%	1,03%	0,32%	0,98%	0,72%	0,78%	8,96%
Rent. Líquida	-1,14%	1,17%	1,00%	1,04%	1,10%	0,89%	0,66%	1,03%	0,31%	1,01%	0,71%	0,78%	8,89%
CDI	0,84%	0,78%	0,76%	0,81%	0,86%	0,82%	0,94%	0,86%	0,90%	0,94%	0,84%	0,95%	10,81%
Índice Ref.	1,06%	1,03%	1,19%	1,17%	1,01%	0,65%	0,58%	0,58%	0,94%	0,83%	0,92%	1,05%	11,58%
2015	JAN	FEV	MAR	ABR	MAI	JUN	JUL	AGO	SET	OUT	NOV	DEZ	Acumulado
Rent. Bruta	0,94%	1,23%	1,66%	1,17%	1,04%	1,19%	1,24%	0,87%	0,97%	1,18%	1,08%	1,52%	15,02%
Rent. Líquida	0,94%	1,22%	1,65%	1,16%	1,03%	1,18%	1,24%	0,86%	0,96%	1,17%	1,07%	1,50%	14,93%
CDI	0,93%	0,82%	1,03%	0,95%	0,98%	1,06%	1,18%	1,11%	1,11%	1,11%	1,06%	1,16%	13,23%
Índice Ref.	1,89%	1,51%	1,94%	1,10%	1,38%	1,18%	1,03%	0,66%	0,92%	1,18%	1,50%	1,33%	16,79%

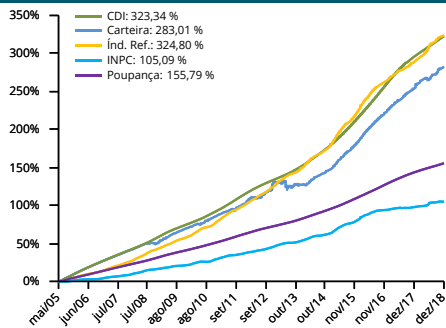
HISTÓRICO DE RENTABILIDADE

2016	JAN	FEV	MAR	ABR	MAI	JUN	JUL	AGO	SET	OUT	NOV	DEZ	Acumulado
Rent. Bruta	1,26%	1,38%	1,19%	1,15%	1,07%	1,10%	1,06%	1,06%	0,95%	0,83%	0,90%	0,90%	13,65%
Rent. Líquida	1,26%	1,36%	1,18%	1,15%	1,04%	1,06%	1,09%	1,05%	0,93%	0,82%	0,89%	0,88%	13,47%
CDI	1,05%	1,00%	1,16%	1,05%	1,11%	1,16%	1,11%	1,21%	1,11%	1,05%	1,04%	1,12%	14,00%
Índice Ref.	1,90%	1,32%	0,87%	1,03%	1,39%	0,90%	1,05%	0,76%	0,49%	0,56%	0,46%	0,57%	11,89%

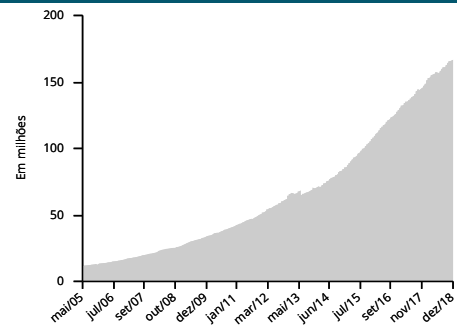
2017	JAN	FEV	MAR	ABR	MAI	JUN	JUL	AGO	SET	OUT	NOV	DEZ	Acumulado
Rent. Bruta	0,99%	0,90%	0,95%	0,63%	0,58%	0,80%	0,79%	0,95%	0,68%	0,61%	0,54%	1,10%	9,96%
Rent. Líquida	0,99%	0,89%	0,95%	0,63%	0,59%	0,76%	0,77%	0,93%	0,69%	0,64%	0,54%	1,06%	9,85%
CDI	1,09%	0,87%	1,05%	0,79%	0,93%	0,81%	0,80%	0,80%	0,64%	0,65%	0,57%	0,54%	9,95%
Índice Ref.	0,85%	0,59%	0,77%	0,43%	0,79%	0,11%	0,58%	0,42%	0,37%	0,78%	0,57%	0,65%	7,11%

2018	JAN	FEV	MAR	ABR	MAI	JUN	JUL	AGO	SET	OUT	NOV	DEZ	Acumulado
Rent. Bruta	0,96%	0,64%	0,76%	0,55%	-0,11%	-0,22%	1,15%	0,31%	0,54%	1,39%	0,44%	0,49%	7,12%
Rent. Líquida	0,94%	0,55%	0,72%	0,55%	0,05%	-0,18%	1,13%	0,39%	0,50%	1,16%	0,47%	0,38%	6,84%
CDI	0,58%	0,47%	0,53%	0,52%	0,52%	0,52%	0,54%	0,57%	0,47%	0,54%	0,49%	0,49%	6,42%
Índice Ref.	0,66%	0,53%	0,48%	0,62%	0,84%	1,84%	0,68%	0,45%	0,67%	0,83%	0,14%	0,53%	8,56%

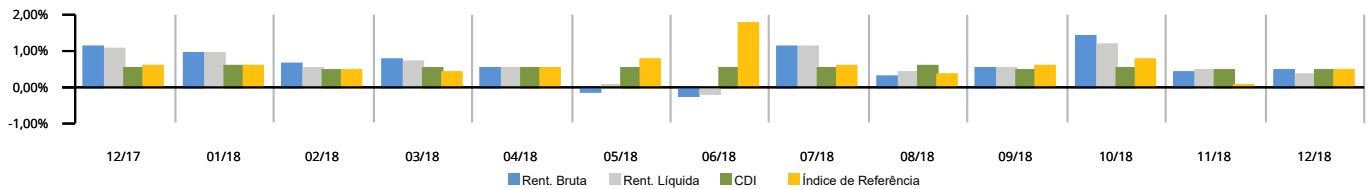
RENTABILIDADE ACUMULADA



EVOLUÇÃO DO PATRIMÔNIO EM REAIS



RENTABILIDADE DOS ÚLTIMOS 12 MESES



SOMMA INVESTIMENTOS
www.sommainvestimentos.com.br